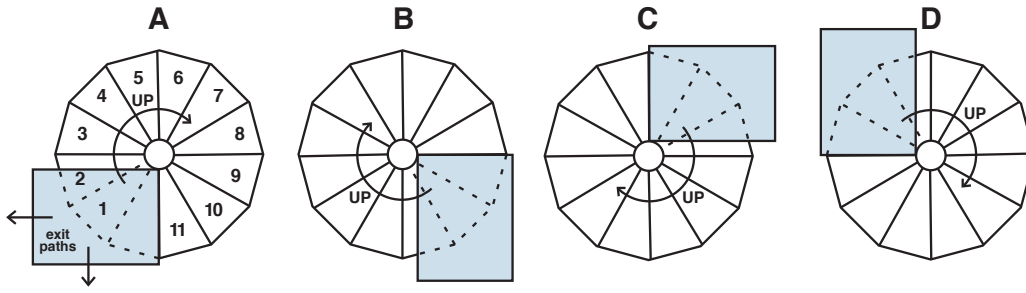
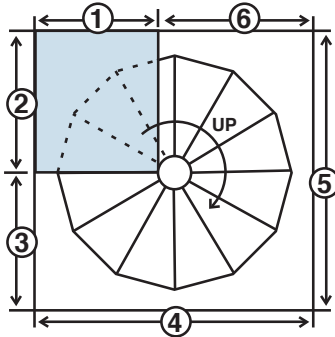
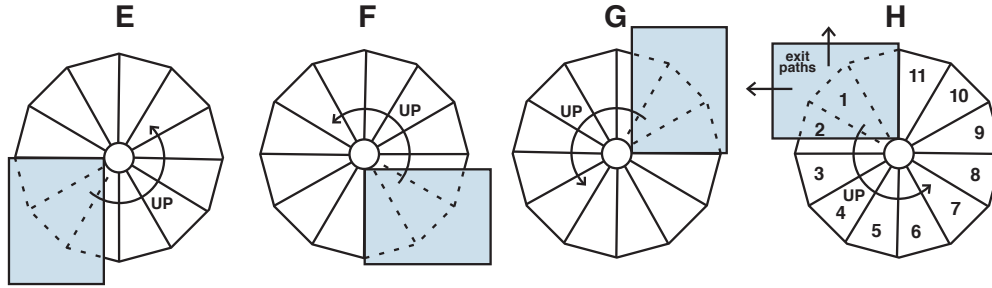


Platform Locations (shaded)-Please sketch walls and balcony rail requirements.
 Arrow inside circle indicates walk direction - Small arrows indicate exit direction off platform.

Left-hand Up

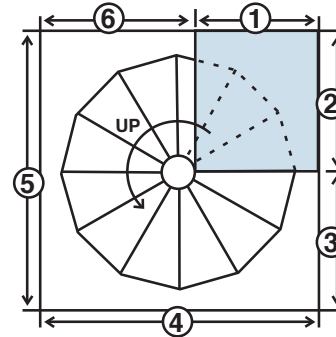


Right-hand Up



Left-hand Up (Clockwise)

FINISH FLOOR OPENING DIMENSIONS						
Diameter	①	②	③	④	⑤	⑥
3-4	20"	22"	22"	44"	44"	24"
4-0	24"	26"	26"	52"	52"	28"
4-4	26"	28"	28"	56"	56"	30"
5-0	31"	33"	33"	66"	66"	35"
5-4	33"	35"	35"	70"	70"	37"
6-0	37"	39"	39"	78"	78"	41"
6-6	41"	43"	43"	86"	86"	45"



Right-hand Up (Counter-Clockwise)

30° RISER CHART 8.5" MIN. 9.5" MAX.			
Floor-to-Floor Height	Number of Treads	Number of Risers	Degree of Turn
76.5 - 85.5	8	9	240°
To 95	9	10	270°
To 104.5	10	11	300°
To 114	11	12	330°
To 123.5	12	13	360°
To 133	13	14	390°
To 142.5	14	15	420°
To 152	15	16	450°
To 161.5	16	17	480°
To 171	17	18	510°

TREAD SIZE BY MODEL NUMBER							
The larger the diameter, the more convenient the stairs are to go up and down. 4' 4" Spiral will rotate through a 30" doorway. 5" Spiral will rotate through a 34" doorway.							
Model Number	3-4	4-0	4-4	5-0	5-4	6-0	6-6
Tread Length	18"	22"	24"	28"	30"	34"	36"
Center Column	4"	4"	4"	4"	4"	4"	6"
Approx. Wt. per 9' section-varies by stair design	200#	225#	245#	288#	324#	375#	400#



1700 SPIRAL COURT, ERIE, PA 16510
 1.800.422.3700 • FAX 814.899.9139
 E-MAIL: SPIRAL@ERIE.NET
 WWW.SPIRALSTAIRSOFAMERICA.COM